



IN THIS ISSUE

March 5 Public Hearings – Defective Notice – Hearings to be Rescheduled
Red Light Camera Program
Convention Center Share a Meal Program
FY25 Community Budget Priorities Engagement Report
Weekly Digest of Special Events

Council Follow Up Items

Capital Reserve and Homelessness Outreach Programs (Council Member Harrison)
Substance Use Advisory Commission Survey (Council Member Jones)
Report of Planning Commission - February 20 City Council Meeting (Council Member Jones)

INFORMATION:

Regular Council Meeting Tuesday, March 5 - Afternoon and Evening Sessions

Reminder that Council will meet next **Tuesday** in regularly scheduled sessions at **1:00 P.M.** and **7:00 P.M.** The agenda for the meeting was published on Thursday:

<https://go.boarddocs.com/nc/raleigh/Board.nsf/Public>

Please note there will be a **Closed Session** immediately following the afternoon session of the Council meeting.

Reminder: If there is an item you would like to have pulled from the consent agenda for discussion, please send an e-mail mayorstaff@raleighnc.gov by 11 A.M. on the day of the meeting.

March 5 Public Hearings – Defective Notice – Hearings to be Rescheduled

Staff Resource: Bynum Walter, Planning and Development, 996-2178, bynum.walter@raleighnc.gov

Unfortunately, staff error in Planning and Development will result in the delay of three new public hearings that would have been held on March 5. Similar errors over the past 18 months have generated inconvenience for applicants, the public, and Council. The attached memo explains the path forward for the three impacted items and outlines process improvement that will be acted on in the short term. A follow-up report on the status of implementation will be provided to the Council.

(Attachment)

Red Light Camera Program

Staff Resource: Jed Niffenegger, Transportation, 996-4039, jed.niffenegger@raleighnc.gov

The City has operated a Red Light Camera (RLC) program for approximately 20 years. On April 8th, the 5-year contract with the vendor providing the RLC services will expire. Included with the *Update* is a staff memorandum containing additional details about the history of the program and the reason staff is not recommending renewal of this service.

(Attachment)

Convention Center Share a Meal Program

Staff Resource: Kerry Painter, Convention and Performing Arts Centers, 996-8500, kerry.painter@raleighnc.gov

Staff with the Raleigh Convention Center, along with food service catering partner Sodexo Live!, continue to actively address the issue of hunger in the local community via the efforts of the Share Your Meal! program to address food insecurity.

More Than a Meal

The Share Your Meal program was born just before the onset of the COVID-19 pandemic, with the concept that organizations ordering meals for events at the Convention Center could 'round up' and donate the equivalent of extra meals to [The Food Bank of Central and Eastern North Carolina](#). Sodexo Live! and the Raleigh Convention Center pledged to match 100% of contributions, effectively doubling the number of meals donated.



Convention Center Staff at the Food Bank Warehouse

The program has had a substantial impact, with more than 60,000 meals donated in the last year alone. In addition to meal donations, Sodexo Live! team members at the Convention Center are exploring more ways to help by coordinating volunteer initiatives to increase the workforce available to the Food Bank and community gardens in the area. Additional information can be found in a recent [media release](#) from earlier this month.

(No attachment)

FY25 Community Budget Priorities Engagement Report

Staff Resource: Sadia Sattar, Budget & Management Services, 996-4273, sadia.sattar@raleighnc.gov

Staff from Budget and Management Services has prepared a FY25 Community Budget Priorities Engagement Report, which includes an account of the FY25 budget engagement process. BMS expanded outreach efforts significantly and scheduled 15 listening sessions that provided residents with an opportunity to voice their preferences on the City's spending decisions. Utilizing lessons from last year, engagement around the upcoming budget process started in October 2023 – three months earlier than prior years.

The FY25 Engagement Report contains details related to this year's budget engagement process, resident input from listening sessions, and survey results from the City's first-ever Participatory Budgeting pilot that included setting aside \$1 million in capital budget - \$200,000 for each of the City's five districts – for residents to vote on. Almost 3,000 residents voted in the Community Budget Priorities Survey. Included with

the *Update* materials is the FY25 Community Budget Priorities Engagement report which lists the results of their votes along with resident preferences and priorities captured during the listening sessions.

(Attachment)

Weekly Digest of Special Events

Staff Resource: Sarah Heinsohn, Office of Special Events, 996-2200, sarah.heinsohn@raleighnc.gov

Included with the *Update* materials is the special events digest for the upcoming week.

(Attachment)

Council Member Follow Up Items

Follow-up from February 6 Council Meeting

Capital Reserve and Homelessness Outreach Programs (Council Member Harrison)

Staff Resource: John Niffenegger, Housing and Neighborhoods, 996-6961, john.niffenegger@raleighnc.gov

During the meeting, staff was requested to quantify the potential impact of \$1.35 M on sidewalk production capacity and identify if there are any existing programs that provide outreach to individuals experiencing homelessness without needing to create new programs. Two existing programs serving those experiencing or at-risk of homelessness include the Prevention and Diversion Pilot Program and Bridge to Home.

Prevention and Diversion Pilot Program

Additional funding could allow the City to continue its existing Homelessness Prevention and Diversion Pilot Program. Diversion and prevention are evidence-based, best-practice, and cost-effective interventions designed to keep people housed or divert them from entering an already strained homelessness response system. Diversion and prevention have also been identified as a priority by our Continuum of Care (CoC). According to the [National Alliance to End Homelessness](#) (NAEH):

Diversion is also a much more effective intervention from the perspective of homeless services systems and ending homelessness. Diversion stems the inflow into shelter; every person diverted makes a shelter bed available for someone else who needs it. It is considerably less costly, on average, than a shelter stay. Diversion avoids the emergency-related costs of unsheltered homelessness including ambulance use, sanitation, and interaction with law enforcement.

Set to sunset on March 31, 2024, the City's existing Homelessness Diversion Pilot Program is funded with \$500,000 in American Rescue Plan Act (ARPA) dollars and a one-time \$25,000 City contribution. Currently two agencies (Passage Home and Triangle Family Services) are administering this program, and as of January 31, 2024, 275 households (633 individuals) have received services. Households can receive up to \$2,500 in flexible support.

Bridge to Home

Additional funding could also allow the City to partner with Wake County on their 2023 NACo [award-winning](#) Bridge to Home Program. Bridge to Home is a comprehensive service model designed to help agencies meet the complete service needs of people experiencing homelessness by supporting staff capacity and providing financial flexibility to serve those experiencing or at-risk of homelessness. Funded agencies are expected to implement the 7 Pillars of Bridge to Home:

- 1) Flexible Financial Assistance
- 2) Comprehensive Case Management
- 3) Housing Navigation
- 4) Access to Benefits
- 5) Healthcare Connection
- 6) Transportation
- 7) Permanent Home Furnishings

Currently funded with County ARPA dollars, and set to sunset in late 2024, early findings show the program has successfully served 923 households with over 1,800 separate services, increasing exits to permanent housing by 17%, exits with more income by 50%, and access to benefits by 124%. Our Continuum of Care recently signed a letter of support to secure additional funding for this program.

According to the Wake County 2023 Point in Time Count, over 900 individuals experience homelessness in Wake County on a given night, with 463 people living unsheltered and in places not fit for human habitation. Of these individuals, over 75% are people of color; demonstrating that Black, Indigenous, (and all) People of Color (BIPOC) are disproportionately impacted by the lack of affordable housing in the City. Additional funding to the programs mentioned above would help ensure our most vulnerable residents, which are disproportionately people of color, are quickly connected to basic needs and the essential services they need to remain in or obtain permanent housing. Additionally, both programs mentioned above also advance the City's Strategic Plan Initiative SVHC 2.1: Strengthen the homeless services response system through partnerships to prevent, divert, and end homelessness.

(No attachment)

Follow-up from February 20 Council Meeting

Substance Use Advisory Commission Survey (Council Member Jones)

Staff Resource: Aracelys Torres, Equity and Inclusion, 996-5717, aracelys.torres@raleighnc.gov

During the meeting, Council noted that the Substance Use Advisory Commission web page did not include a link to an ongoing survey. The link has been added to [SUAC's main web page](#). Communications for the City's boards and commissions are supported by City staff members in various departments. Staff with the Department of Equity and Inclusion serve as liaison to the SUAC.

(No attachment)

Report of Planning Commission - February 20 City Council Meeting (Council Member Jones)

Staff Resource: Sarah Shaughnessy, Planning & Development, 996-2234, sarah.shaughnessy@raleighnc.gov

During the meeting, Council requested additional information about the rezoning requests included in the Report and Recommendation of Planning Commission.

- **Rezoning Z-18-23:** Wilson Street and Garner Road ([iMaps](#)) – This request to rezone approximately 20.72 acres from R-6 and R-10 to RX-4-CU. Council asked if there was naturally occurring affordable housing on the site and if it was occupied. Based on staff review, it appears there may be two inhabited naturally occurring affordable houses within the assemblage. Additionally, Council requested more information on how the rezoning request may impact past racial discrimination in the South Raleigh area. South and Southeast Raleigh have been historically underfunded and underserved by the City. Proposed zoning conditions would require the property owner to provide 10 affordable housing units with rents affordable to the 60% area median income for at least 30 years. This provision of affordable housing provides some public benefit to this area. The public hearing for this item is scheduled for March 19, 2024.
- **Rezoning Z-53-23:** Rock Quarry Road ([iMaps](#)) – This is a request to rezone approximately 0.92 acres from R-4 to R-10. Council asked why recommendations discussed in the staff report were not offered as zoning conditions discussed in the staff report were not ultimately offered by the applicant. Zoning conditions are offered voluntarily by the applicant; the applicant is not obligated to respond to staff recommendations. The Planning Commission also noted that transportation staff's concerns are typically addressed during site plan review and that it is uncommon to request those conditions with rezoning requests of this small size. Council also requested information about affordable housing on the site. While the narrative in the rezoning application mentions affordable housing, there are no zoning conditions guaranteeing the provision of affordable units. The public hearing for this item is scheduled for March 19, 2024.
- **Rezoning Z-57-23:** Spring Forest Road and Atlantic Avenue ([iMaps](#)) – This is a request to rezone approximately 3.44 acres from CX-3-PL-CU to CX-3-CU. Council asked about the prohibition on residential uses in the proposed zoning conditions. Existing conditions on the majority of the site (3.16 acres) permit only commercial and industrial land uses. Residential is permitted on the western portion of the site (0.28 acres). The site is largely developed for commercial uses with existing commercial buildings on site. Per the applicant, the intent of the proposed conditions is to closely match the existing conditions, which do not allow residential uses. Per the applicant, proposed conditions limit office uses to a maximum of 82,000 square feet and various commercial uses to 43,000 square feet as a traffic management strategy. The public hearing for this item is scheduled for April 2, 2024.
- **Rezoning Z-58-23:** Rawls Drive ([iMaps](#)) – This is a request to rezone approximately 3.03 acres from R-6 and R-10-CU to R-10-CU. Council questioned why the developers were not using the Frequent Transit Development Option (FTDO). The FTDO prescribes lot width minimums that are incompatible with this applicant's stated desire to construct fee-simple townhomes. The public hearing for this item is scheduled for April 2, 2024.
- **Rezoning Z-64-23:** Summit Avenue ([iMaps](#)) – This is a request to rezone approximately 0.92 acres from RX-4-UL to RX-4. Planning Commission voted 6-1 to recommend approval of the request, with Commissioner Bennett dissenting. Council requested more information about Ms. Bennett's vote. Ms.

Bennett stated her view that the site was not suitable for affordable housing due to its proximity to environmental concerns. The public hearing for this item is scheduled for April 2, 2024.

Included with the *Update* materials is a staff memorandum with additional detailed information from Planning and Development staff.

(Attachment)

To	Marchell Adams-David, City Manager
Thru	Patrick O. Young, AICP, Director
From	Bynum Walter, AICP, Assistant Director
Department	Planning and Development
Date	February 28, 2024
Subject	Defective Notice of March 5 Public Hearings

On Friday, February 23, staff missed the News and Observer’s deadline to submit advertisements for Saturday’s paper. Because the News and Observer is printed by an outside company on a specific schedule, it does not have the ability to accept late ads of content for Saturday’s edition. The below public hearing items, originally scheduled for the March 5 meeting, are required to be rescheduled because with did not meet the statutory notice for newspaper advertisement. Hearings that were previously opened and continued to the March 5 meeting are not impacted.

- Rezoning Z-28-23 3725 Harden Road**
 Current zoning: Residential-4 (R-4)
 Proposed zoning: Neighborhood Mixed Use-7 stories-Parking Limited-Conditional Use (NX-7-PL-CU)

Approximately 6.99 acres are requested to be rezoned. Proposed zoning conditions prohibit some land uses, prohibit drive-through and drive-in facilities, establish a maximum of 415 residential dwelling units and 20,000 square feet of commercial use, require management of the 2-, 10-, 25-, 50-, and 100-year storm events, and require a traffic signal warrant analysis be completed and if warranted installed by the developer. The request is inconsistent with the Future Land Use Map. The request is consistent with the Urban Form Map. The request is consistent with the 2030 Comprehensive Plan.

City Council received the Planning Commission’s recommendation for approval (6-1) on January 16. At that time, City Council referred the item to the Transportation and Transit Committee and scheduled the public hearing for March 5. The item was discussed in committee on February 22 and the committee’s report will appear on the March 5 afternoon agenda.

- Rezoning Z-50-23 1530 Varsity Drive**

Current zoning: Residential Mixed Use-5 stories-Green-Conditional Use with Special Residential Parking Overlay District (RX-5-GR-CU w/SRPOD)
Requested zoning: Residential Mixed Use-7 stories-Urban Limited-Conditional Use (RX-7-UL-CU)

Approximately 3 acres are requested to be rezoned. The proposed zoning condition prohibits some land uses, prohibits vinyl and EIFS siding, requires provision of a contribution to the City for affordable housing, requires a city bikeshare station, tenant notice, and a relocation stipend. The request is inconsistent with the Future Land Use Map. The request is consistent with the Urban Form Map. The request is consistent with the 2030 Comprehensive Plan.

City Council received the Planning Commission's recommendation for approval (7-2) on February 6. At that time, City Council deferred setting the public hearing to allow the applicant time for revisions to the rezoning conditions. During the February 20 meeting, City Council scheduled the public hearing for March 5.

- **Text Change TC-8-23 Appearance Commission Name Change**

This text change amends the Unified Development Ordinance to change the name of the Appearance Commission to the Design Review Commission.

City Council received the Planning Commission's recommendation for approval (7-0) on February 20. At that time, City Council scheduled the public hearing for March 5.

Options for New Public Hearings

During the March 5 meeting, City Council may take action to schedule new public hearing dates for Z-28-23, Z-50-23, and TC-8-23. Options for new public hearings are future regularly scheduled meetings, including March 19, April 2, and April 16.

On March 19 there are six items scheduled for public hearing, including five rezoning requests and a streetscape plan amendment:

1. Rezoning Z-18-23 — Wilson St. & Garner Rd. Assemblage (District C)
2. Rezoning Z-35-23 — 0 Gorman Street (District D) (Held open from February 6)
3. Rezoning Z-39-23 — 902 & 916 Nowell Road (District D)
4. Rezoning Z-41-23 — Portions of 8301 & 8317 Buffaloe Road (District B)
5. Rezoning Z-53-23 — 5324 Rock Quarry Road (District C)
6. Streetscape and Parking Plan Amendment SSP-1-23 — Village District Common Signage Plan

On April 2 there are four rezoning items scheduled for public hearing:

1. Rezoning Z-72-22 — 423 S Blount Street (District C) (Held open from February 6)
2. Rezoning Z-57-23 — 2339 Spring Forest Road and 0 & 5621 Atlantic Avenue (District A)
3. Rezoning Z-58-23 — 611, 619, 623 and 627 Rawls Drive (District C)
4. Rezoning Z-64-23 — 15 Summit Avenue (District D) (City -initiated)

There are no public hearings yet scheduled for April 16.

Staff has talked with both applicants for the rezoning requests to make them aware of the notice error. The applicant for Z-50-23 Varsity Drive has indicated that they would prefer a March 19 public hearing. The applicant for Z-28-23 Harden Road has suggested that they might like for City Council to wait until March 19 to take action to set a new public hearing date. This would allow the applicant to revise the rezoning request in advance of the public hearing. The applicant has indicated a desire for a new public hearing date of April 2.

Notice of Required Rescheduling

Planning and Development staff is working with the City Clerk's Office and others to update online resources to provide information to the public about the change to the public hearing schedule. The March 5 agenda will reflect the required public hearing schedule change and provide City Council with an opportunity to take action. Posted and mailed notice for the rezoning requests had been completed; staff is contacting interested parties to provide information about the need to reschedule these public hearings. This memo will also be published in the March 1 City Manager's Weekly Report.

Once new public hearing dates are set, they will need to be fully noticed. The text change requires only newspaper advertisement. The rezoning requests require notice via sign posting, mailing, and newspaper advertisement; applicants will incur no additional notice costs.

Workflow Modifications

Staff had previously identified the rezoning process as an area for process improvement, with a focus on accuracy and quality control. Publication of newspaper advertisements was specifically identified as an opportunity for process improvement with a need for redundancy. Planning and Development staff has developed a process map for many aspects of the rezoning process, including newspaper advertisements. To expand resources available to support the rezoning process and high volume of associated written content, Comprehensive Planning and has partnered with Planning and Development's administrative staff to assess and implement process improvement. That collaboration has resulted in these modifications to the rezoning workflow since 2023:

- Administrative staff cross-check and review to reduce errors in Planning Commission and City Council agenda content and staff presentations (implemented October 2023).

- Automated email reminder to multiple staff members that an advertisement needs to be developed and placed (implemented January 2023).
- Assistant Director review of advertisement content (implemented January 2023).

While these enhancements have improved outcomes, the detailed, fast-paced environment creates risks for errors. This is exacerbated by the fact that the Comprehensive Planning workgroup has been operating with significant staff vacancy of about 30-50 percent for the past two years. Given these challenges, there are additional personnel changes that have already been identified and will be implemented soon and additional workflow modifications will be implemented beginning with rezoning items appearing on the March 19 City Council meeting:

- Reclassification of two positions late last year was completed for stronger organization for quality control and accuracy. Currently, recruitment is in process for both, plus another four. Interviews are underway for five positions and a sixth is advertised. Hiring for both managerial positions that will assist with staff support and accountability are in their final stage:
 - A new Planning Manager role is in final interviews; a job offer and onboarding is anticipated in late spring or early summer.
 - Candidates have been identified for the vacant Planning Supervisor position vacated by Bynum Walter and a selection will be made once the Planning Manager role is filled.
- Advertisement placement will be reassigned to a more senior member of staff (from Planner to Senior Planner).
- Administrative staff have been inserted into the process to ensure advertisement publication deadlines are satisfied.
- Staff will coordinate with the News and Observer to identify pro’s and con’s and the viability of placing individual ads for notices, rather than a combined ad to reduce risk of errors impacting multiple cases.
- Staff will complete an additional review of documentation, accountability and escalations that are built into Planning and Development’s zoning case tracker to identify any enhancements.
- In an August 25 memo in the City Manager Weekly Update, staff identified potential changes to the sequence of material preparation that is excerpted below. While the change would prolong land use processes slightly, it would allow more ability to balance workload and ensure quality control:
 - Currently, items that the Planning Commission makes a recommendation about appear on the very next Council agenda. These agenda items must be prepared in less than 48 hours to be published in the upcoming Council Agenda. The reporting schedule currently follows this pattern:

Planning Commission Meeting	City Council Agenda Publication	City Council Meeting
------------------------------------	--	-----------------------------

Second Tuesday	Subsequent Thursday (2 days)	Third Tuesday (Typically 7 days)
Fourth Tuesday	Subsequent Thursday (2 days)	First Tuesday (Typically 7 days)

- Staff suggests that the timing of the Report of the Planning Commission be adjusted so that there is more time to prepare agenda items to be included in the Report of the Planning Commission. The resulting new reporting schedule would follow this pattern:

Planning Commission Meeting	City Council Agenda Publication	City Council Meeting
Second Tuesday	Subsequent Thursday (16 days)	Third Tuesday (Typically 21 days)
Fourth Tuesday	Subsequent Thursday (16 days)	First Tuesday (Typically 21 days)

Next Steps

- Staff will aggressively work to implement the administrative changes outlined in this memo.
- Staff can administratively make the change to provide more time for staff to prepare items coming from the Planning Commission. Staff will proceed with planning to make the change effective the April 1, 2024, unless additional discussion is requested by the City Council.
- Within 90 days, staff will prepare an update for the City Council that identifies completed improvements and ongoing efforts.

To	Marchell Adams-David, City Manager
Thru	Paul Kallam, Transportation Director
From	Jed Niffenegger, PE, City Traffic Engineer
Department	Transportation
Date	March 1, 2024
Subject	Red Light Camera Program

Since 2003, Raleigh has operated a Red Light Camera (RLC) program at 25 intersections throughout the city. The program is operated on behalf of the City by Conduent State & Local Solutions, Inc. Conduent also operates approximately 39 red light and speed camera compliance systems in at least 40 states and municipal authorities throughout the United States. On April 8, 2024, Raleigh’s current contract with Conduent will expire. City Staff is not recommending renewal of this service for reasons detailed in this memorandum.

Background & History

In 2001 the North Carolina Legislature passed a general statute allowing certain municipalities, including Raleigh, to utilize “traffic control photographic systems” for red light enforcement. Historically, a law enforcement officer (LEO) was the most effective manner to ensure red light compliance. Automating this process using sensors and photographic equipment was appealing as it provided a similar effect of having a LEO stationed at an intersection 24 hours a day, 7 days a week.

In 2003 Raleigh initiated a RLC program. These programs exist throughout the country and can be very contentious. To minimize negativity associated with a RLC program, Raleigh’s program was carefully designed with consideration given to potentially controversial aspects of the program. Raleigh’s RLC program, named “Safelight”, was set up with the sole intention to improve safety at intersections with a documented history of crashes resulting from red-light running. Negative responses to revenue generated from violations are often the core issue that can plague jurisdictions and/or the companies that operate the services. Since the inception of the program, Raleigh has paid a vendor a fixed fee to operate the system, thereby removing any potential financial incentive tied to the number of citations generated.

Pursuant to North Carolina law, Raleigh receives no financial benefit from revenue generated by Safelight and is only permitted to cover certain costs associated with

program operations. These costs include the contractual amount for the vendor's services and one Full-Time Equivalent City of Raleigh employee. The dedicated employee handles the day-to day issues of the program, including customer service, operational/contractual issues, and reviewing/approving every potential violation (40,000+/year). The City's program offers all alleged violators the right to appeal their civil penalty via an adjudication process. Raleigh Police Department has acted as the third-party adjudicator and holds hearings as needed to review appeals. All revenue generated beyond covering the costs noted above goes to the Wake County Public School System.

The first Request for Proposals for RLC services was issued over 20 years ago and ACS State and Local Solutions, Inc. was selected the vendor selected. The first contract was provided RLC services for 10 intersections over a term of 5 years. After the first contract, the RFP process was repeated 3 more times with various changes, including upgrading the film cameras to digital, providing communication connections to the cameras, and increasing the treated intersections from the initial 10 locations to 15, and finally to 25 locations.

Over the course of the program, versions of the same company were selected in each of the RFP processes. Although each RFP process had competitive proposals, the initial vendor had a significant advantage due to cost savings from their existing infrastructure, having already acquired encroachment permits from NCDOT, and an existing online customer interface/payment system. The initial company, ACS State and Local Solutions, Inc. was later acquired by Xerox State and Local Solutions, Inc. Xerox later "spun off" their RLC services into what is the current contractor, Conduent State and Local Solutions, Inc.

Current Status

On April 8, 2024, the City's 5-year contract with Conduent will expire. City staff is not recommending renewal of this service.

Both internal and external influences factor into this recommendation. Although Raleigh's RLC program has historically been successful at improving safety, much has changed since the program began 20 years ago.

Support for RLC programs has eroded, and there have been several draft legislative bills introduced at the NC General Assembly that proposed further regulation on the way RLC programs can operate and issue citations. Some bills have proposed substantial changes to operational requirements that could prevent a RLC program from issuing enough citations to recover program operating costs.

RLC programs have also come under significant pressure of potential third-party litigation. Most red-light camera programs in North Carolina, including the first program in Charlotte, Cary's program, and most recently Greenville's program have all been shuttered in part due to third party litigation.

Lastly, Raleigh's Vision Zero strategies represent a different approach to intersection safety. Vision Zero focuses on structural changes to improve safety and compliance throughout the transportation system, rather than single interventions to affect behavior at individual intersections. This system-wide focus also allows resources to be prioritized more effectively. For example, if unencumbered from Safelight program duties, the Safelight staff member could work on many more locations with crash patterns rather than process violations year-in year-out at the current 25 intersections. To put this in perspective, the Vision Zero team, despite having one staff member dedicated to Safelight, was still able to secure over \$6.5 million worth of State and Federal Safety Funding (in 2 years) to permanently fix problematic locations.

Next Steps

In preparation of the contract expiration, Staff has been proactively working on improvements at existing RLC intersections. In late 2023, a contractor was hired to install reflective back plates that surround the traffic signal heads at RLC intersections. This treatment has a documented impact in reducing the number vehicles that run red lights. To permanently and more comprehensively address these intersections staff also hired an engineering firm to review all 25 RLC intersections and develop recommendations for permanent safety countermeasures to improve red light compliance. City Staff is actively working with NCDOT safety engineers to fund a project that will install these safety countermeasures.

Transportation is working with Budget and Management Services to include alternative funding in the FY25 Budget for the one FTE currently funded by the Safelight Program. Transportation has also informed Wake County Public Schools regarding the termination of the program.

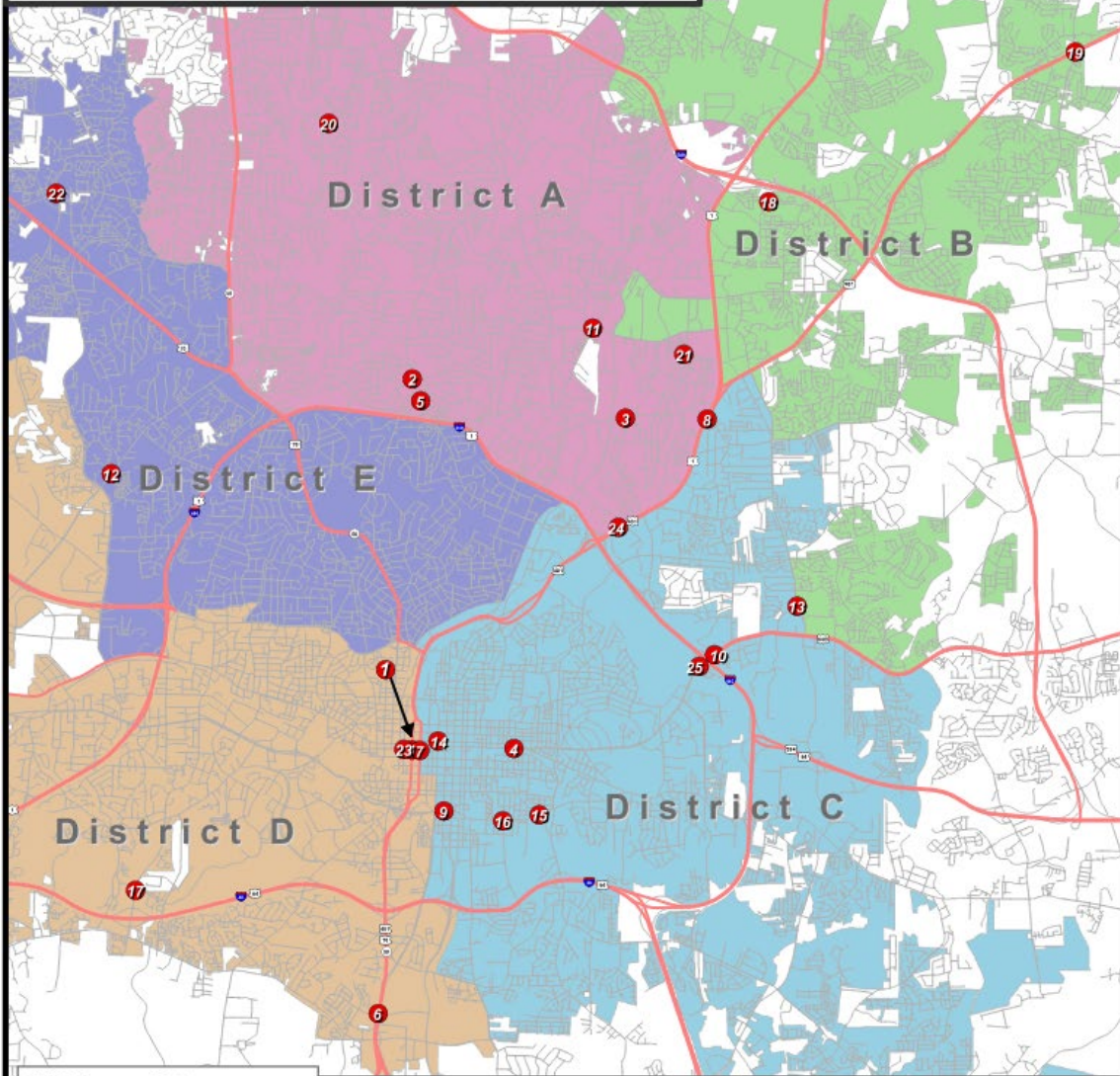
Lastly, per the contract, Conduent is required to remove their existing equipment from City and State right-of-way. Staff is actively working with Conduent to ensure this occurs in a timely manner.

Safelight Signal Locations



City of Raleigh
Transportation Department

● Camera Locations



- | | | |
|--|--|---|
| <ul style="list-style-type: none"> 1) SB Dawson @ Morgan 2) SB Six Forks @ Rowan 3) EB New Hope Ch @ Brentwood 4) EB New Bern @ Tarboro 5) NB Six Forks @ Dartmouth 6) SB Wilmington @ Chapanoke 7) NB McDowell @ Morgan 8) NB Capital @ Buffaloe 9) WB MLK Jr. Blvd @ Blount | <ul style="list-style-type: none"> 10) WB New Bern @ I-440 WB Ramps 11) WB Millbrook @ Old Wake Forest 12) SB Edwards Mill @ John Humphries/Ed 13) NB New Hope @ Corporation/Columbus Club 14) WB Edenton @ Wilmington 15) WB MLK Jr. Blvd @ Rock Quarry 16) EB MLK Jr. Blvd @ State 17) NB Gorman @ Thistledown | <ul style="list-style-type: none"> 18) NB Triangle Town @ Town Center/Town 19) SB Forestville @ US 401 Louisburg 20) SB Lead Mine @ Sawmill 21) NB Green @ Calvary 22) EB Lynn @ Hilburn 23) EB Morgan @ Harrington 24) NB Capital @ Highwoods 25) EB New Bern @ I-440 EB Ramps |
|--|--|---|



Fiscal Year 2025 Community Budget Priorities

ENGAGEMENT REPORT



Fiscal Year 2025 Community Budget Priorities

ENGAGEMENT REPORT

Table of Contents

Executive Summary	5
FY2025 Budget Process and Engagement Recap.....	6
Resident Feedback	10
Appendices.....	14

City of Raleigh Statement on Equity

The City of Raleigh is committed to establishing and advancing an equitable community for all. Because we know that race is the primary predictor of a person's outcomes across all social indicators and societal systems, the City of Raleigh will prioritize racial equity to dismantle the policies and systems that have created and sustained these inequities.

Inequities in our systems and policies are costly and limit positive outcomes and quality of life for all of us. When we achieve racial equity, all people in Raleigh will benefit from a more just, equitable system. Raleigh aspires to be a model for equity in local government.

Executive Summary

To gain an understanding of resident thoughts around the Fiscal Year 2025 (FY25) Budget, the City of Raleigh's Budget and Management Services Department (BMS) conducted rigorous engagement around the budget process. This year BMS conducted the City's first-ever pilot participatory budgeting process that included setting aside \$1 million in capital budget - \$200,000 for each of the City's five districts - for residents to vote on. During last year's budget engagement process, residents indicated needs in the areas of community development, transportation, community engagement, and sustainability. BMS included these community-based projects in its pilot participatory budgeting effort, which up to 3,000 residents voted on. A detailed list of projects can be found in Appendix F.

In keeping with prior year engagement outreach efforts, BMS also conducted over 10 listening sessions that provided residents with an opportunity to voice their preferences on the City's spending decisions. Utilizing lessons from last year, BMS started the process much earlier than the past. Engagement around the upcoming budget process started in October 2023, three months earlier than prior years, so that initial feedback from residents could be incorporated into the citywide budget development process and impact spending decisions. Over 100 residents showed up to these listening sessions, and their thoughts are shared in Appendix D.

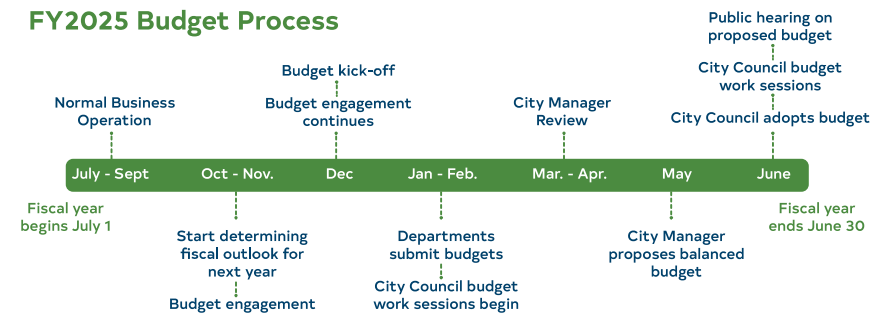
Staff conducted five in-person listening sessions at community centers in each of the City's five districts. In addition, BMS scheduled 10 virtual listening sessions. Finally, listening sessions culminated in the City's first-ever Budget & Brews event. Hosted at Trophy Brewing on Morgan Street near Downtown Raleigh, over 40 residents showed up to share pizza, beers, and their thoughts around the City's budget process.

This report includes an account of the FY25 budget engagement process. It contains:

- Details related to this year's budget engagement process
- Resident input from listening sessions
- Participatory Budgeting pilot results
- Engagement fliers and additional data

FY2025 Budget Process and Engagement Recap

FY2025 Budget Process



Budget and Management Services staff at the FY25 Annual Budget Kick-Off in December 2023.

The City of Raleigh's fiscal year begins on July 1 and ends on June 30 of the following year. Unlike prior fiscal years, budget development commenced in October 2023 with the start of budget engagement. BMS staff conducted over 10 listening sessions and piloted the City's first-ever participatory budgeting process. Through a Budget Community Priorities Survey via Balancing Act, residents were able to vote on \$1 million of capital projects citywide, or \$200,000 per district. These efforts toward rigorous engagement earlier in the fiscal year helped inform departments of resident needs during the FY25 Budget Kick-Off, which took place in December 2023. In February, City Council will begin hosting a series of Budget Work Sessions to discuss FY25 budget development. On May 21, BMS will present the City Manager's Proposed FY25 budget to City Council. Before the end of June, City Council is required to adopt the next fiscal year budget. June 4, 2024 is the public hearing on the FY25 proposed budget.

Engagement Outreach

Just like last year, Budget and Management Services partnered with the City of Raleigh Communications Department to create a comprehensive outreach strategy for this year's engagement efforts for listening sessions. A list of all the listening sessions scheduled by BMS staff are listed below:

Virtual Listening Sessions Dates and Times:

Thursday October 12th 6-7:30pm (VIRTUAL via Zoom)	Saturday, October 14th 10-11:30am (VIRTUAL via Zoom)
Wednesday, October 18th 12-1:30pm (VIRTUAL via Zoom)	Saturday, October 21st, 10-11:30am (VIRTUAL via Zoom)
Monday, October 23rd 6-7:30pm (VIRTUAL via Zoom)	Wednesday October 25th 6-7:30pm (VIRTUAL via Zoom)
Thursday October 26th 12-1:30pm (VIRTUAL via Zoom)	Thursday October 26th 6-7:30pm (VIRTUAL via Zoom)

In-Person Listening Sessions Dates and Times:

Tuesday, October 10th, 6-7:30pm District A – Green Road Center	Wednesday, October 11th, 6-7:30pm District B – Abbot's Creek Center
Monday, October 16th, 6-7:30pm District C – Chavis Center Reception Hall	Tuesday, October 17th, 6-7:30pm District D – Carolina Pines Center
Thursday, October 19th, 6-7:30pm District E – Glen Eden Park Center	Tuesday, October 24th 6-7:30pm "Budget & Brews!": Trophy Brewing on Morgan St

A survey was hosted through Balancing Act and linked from the City's website, along with links to sign up for both virtual and in-person listening sessions held on a variety of dates and times. Both phases of the effort had a strong presence on raleighnc.gov with news articles, services pages, a direct link out to the survey, and event pages where people could register for each virtual or in-person event. Communications sent emails advertising the survey and listening sessions using its GovDelivery system to residents signed up to receive emails from the City of Raleigh. The survey was also advertised downtown on digital kiosks (IKEs) and throughout the City of Raleigh with printed fliers with QR codes in English and Spanish. The City used its @raleighgov Facebook, Nextdoor, X, and Instagram accounts to further promote the sessions.

Digital advertisements for the survey were also placed on GoRaleigh buses. Survey promotion was included in December 2023 Raleigh Water bills. Posts were made and boosted across City of Raleigh social media platforms to advertise the survey and listening sessions. RalToday, a daily email newsletter reaching 54,000 Raleighites, ran a banner ad. The sessions and survey were further promoted with paid media through iHeart and Radio One, including targeted digital display based on priority zip codes, income level, and to Spanish speakers. The ads ran on Facebook, Nextdoor, and as display ads on websites our audience visited. Digital banners ran in both English and Spanish. Radio One ran a Community Spotlight interview, and the effort was picked up by the News & Observer, Radio One, CBS 17, and ABC 11, bringing awareness to the survey and listening sessions.

BMS staff also reached out to City Council members to gather input around organizations to reach out to for engagement around the FY25 budget. Based on City Council's feedback, staff reached out to 40 organizations that included CASA, Emancipate NC, and People's Budget Coalition to name a few. A detailed list of these organizations can be found in Appendix C.

Outreach Detail

Website

- Featured news article on raleighnc.gov, service page that linked out to the survey, and event listings with sign up for each listening session (virtual and in-person)
- Over 10,000 views on associated pages on raleighnc.gov

Email Marketing

- Sent emails via GovDelivery to raise awareness to subscribers of several relevant topics with a combined reach of over 30,000 (Parks News, Budget News, Community Engagement News, Community Development News, Neighborhood Services, media list)
- Raltoday – banner ads in e-newsletter that goes out to 54,000 Raleighites

Social and Digital Advertising

- Organic (unpaid) posts on the City's @raleighgov Instagram, X (Twitter), Facebook and Nextdoor
- Paid posts on Nextdoor and Facebook (Radio One, Que Pasa Media)
- Targeted digital display ads in English and Spanish (iHeart Media, Radio One, Que Pasa Media)
 - » Zip codes: 27610, 27604, 27609
 - » Household income less than \$80,000
 - » Spanish speakers
- Interactive Kiosk Experience (IKE) ads in downtown Raleigh with QR code
- Digital ads in GoRaleigh buses

Print and Radio

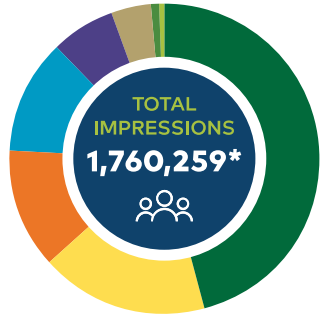
- Newspaper ads in Spanish with QR code (Que Pasa Media)
- Radio One Community Spotlight interview with BMS Staff
- Printed fliers in English and Spanish with QR code distributed to community centers
- "Your service connection" insert in Raleigh Water bills – 209,650 households

Earned Media

The project was picked up by several news outlets:

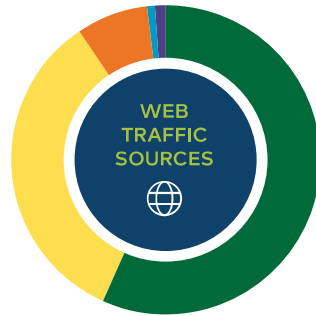
- [Vote online to determine how Raleigh spends \\$1 million in your neighborhood \(ABC 11\)](#)
- [Raleigh preparing for 2025 City budget and they want input from residents, business and organizations \(CBS17\)](#)
- [Raleigh giving its neighborhoods \\$1 million – how would you spend it in yours? \(N&O\)](#)
- [Raleigh has \\$1 million up for grabs – here's your chance to tell the City how to spend it \(Yahoo finance\)](#)
- [How should the City spend \\$1 million in capital projects? People in the city can share their ideas \(ABC 11\)](#)

Measuring Our Outreach



DIGITAL DISPLAY ADS (\$)	810,290
OUTDOOR (IKE) AD	309,106
FACEBOOK (\$)	217,300
WATER BILL INSERT	209,650
EMAIL MARKETING (\$)	119,146
NEXTDOR (\$)	72,557
X	13,173
INSTAGRAM	9,037

* Based on impressions, or the number of views. \$ denotes where paid advertising was used. Impressions for: radio, bus ads, earned media/ local news outlets, fliers, or Que Pasa media (print, social media) are not available for inclusion.



EXTERNAL (MARKETING EMAILS, ONLINE NEWS STORIES)	57%
DIRECT TRAFFIC (DIGITAL DISPLAY ADS, PERSONAL EMAIL)	34%
SOCIAL MEDIA	7%
SEARCH ENGINES	1%
INTERNAL TRAFFIC WITHIN RALEIGHNC.GOV	1%

Referral traffic sources to landing page on raleighnc.gov that linked to Balancing Act survey. Data from SiteImprove analytics.

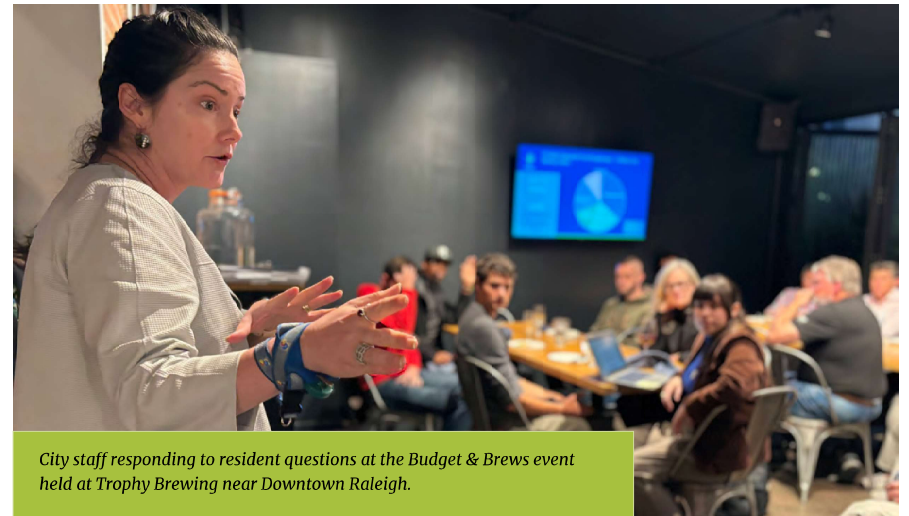
To ensure accessibility and the most participation in listening sessions, residents had the opportunity to indicate whether they needed access to childcare during in-person sessions held at the City's community centers. As a result, childcare was offered at each of the five in-person listening sessions at no cost to attendees. In addition, Budget and Management Services employed multiple strategies to make the budget engagement process accessible to non-English speakers. When signing up for listening sessions, all Raleigh residents were offered the opportunity to indicate whether they needed a translator at the session. In addition, BMS procured translating services to produce Spanish-language versions of the Community Budget Priorities Survey for each of the five districts.

To increase awareness of the survey among Spanish speakers, the local Spanish-language media network Que Pasa, was used to advertise the survey with targeted Facebook ads, digital ads, and a full-page print ad with QR code. BMS also contacted community organizations such as NC Hispanic Chamber, El Centro Hispano, and Prospera, to increase survey awareness among Spanish speakers. Fliers with a QR code linking to the survey were also printed in English and Spanish and were placed in all City of Raleigh community centers.

Resident Feedback

To hear from residents, Budget and Management Services (BMS) offered a total of 10 listening sessions over the course of a month. Overall, a combined total of 100 participants shared feedback at the City's in-person and virtual listening sessions along with the Budget & Brews event. Sessions were facilitated by Budget and Management Services staff. The goal of each session was to educate residents about the City's budget process and to provide an opportunity for resident feedback. BMS provided an overview of the City's adopted budget revenues and expenses, and how budget decision-making occurs. At each session Budget and Management Services sought feedback from community members on seven main themes, that included **Climate Change and Sustainability, Public Safety, Parks and Recreation, General Government, Transportation and Infrastructure, Housing, and Arts and Cultural Resources.**

Affordable housing was at the forefront in almost every in-person listening session. Residents expressed the need for more affordable housing in the City and the need to address homelessness around the City of Raleigh. Resident concerns related to transportation and infrastructure revolved around road safety and maintenance, better bus frequency, and more sidewalk connectivity. In the area of public safety, residents expressed the need for an alternative response program in the city and increasing the salaries of public safety personnel. In the category of General Government, residents expressed concerns around employee compensation. Finally, in the areas of Parks, Climate Change and Sustainability, and Arts and Cultural Resources, resident feedback included prioritizing recreational programming, electric vehicles, and increasing spending for the arts. For more information on feedback heard at in-person listening sessions, see Appendix D for a complete list of resident comments.



City staff responding to resident questions at the Budget & Brews event held at Trophy Brewing near Downtown Raleigh.

Resident comments from listening sessions*

In the virtual listening sessions, residents expressed a desire to see a measured approach toward growth and development around the City of Raleigh. Resident feedback also included a desire to see the City address solutions for gentrification. Finally, residents expressed a desire for improved park facilities, such as tennis and pickleball courts.

At the additional Budget & Brews event, residents discussed concerns surrounding gentrification, particularly as it relates to the needs of longtime Raleigh residents to age in place. Residents expressed a desire for an effective and compassionate approach to public safety, as highlighted by an appreciation for the Addressing Crises through Outreach, Referrals, Networking, and Service (ACORNS) program. In the category of transportation, residents expressed a desire for reliable public transit of increased frequency. Residents expressed support for existing greenway connectivity within Raleigh and a desire to see more funds allocated toward increasing said connectivity.

Homeless & housing – to much lip service & not enough funding, collaborate on affordable housing

We don't have \$ for maintenance and repair

Make ACORNS exclusively mental health workers, more mental health workers

Lobbying for the City's legislative agenda

Expand outreach & encourage participation in city classes/services

Preservation & restoration of natural waterways & flood zones for stormwater management and climate resilience

Increase grant support for non-profit arts

*Quotes listed are verbatim from residents.




Participatory Budgeting Pilot

To give residents real power over the City budget, the City of Raleigh conducted its first ever pilot participatory budgeting process during FY25 budget engagement. The City set aside \$200,000 in each district, for a total of \$1,000,000 in capital budget, to be spent on projects voted for by Raleigh residents. Budget and Management Services designed a Community Budget Priorities Survey (via Balancing Act) for residents in each district to vote on their budget priorities.

Budget and Management Services used responses from last year's engagement survey to identify departments that aligned with areas of resident need. Subject matter experts in these departments were consulted to produce one-time capital project ideas within each district, which were then approved by the City Manager. A detailed list of pilot Participatory Budgeting projects can be found in Appendix F.

BMS worked with Balancing Act to design an engagement survey using Prioritize software – commonly used in participatory budgeting efforts. The final survey presented a total of 19 options and was held open from October 10 to December 31, 2023. The Survey asked residents to provide their top three priorities for how to spend \$200,000 in their districts. The survey received 2,924 responses. District A submitted 620 responses, District B submitted 347 responses, District C submitted 651 responses, District D submitted 682 responses, and District E submitted 622 responses. Winning projects were chosen based on number of votes each project received in the online survey. The table below shows the top resident priorities from each district's budget priorities survey. Each district's first priority will be fully funded, and subsequent priorities will be funded with remaining dollars until a district's \$200,000 allotment is exhausted. Due to the differing costs of projects chosen by residents, up to the top two priorities in districts A, D, and E will be funded, and up to the top three priorities in districts B and C will be funded.

Winning projects will be funded as part of the FY25 capital budget process and implemented by supporting departments after July 1, 2024. Once implemented, staff will work to evaluate projects internally and externally to ensure they meet project goals in each district. Internal evaluations will be conducted between department and BMS staff. External evaluations, in the form of either public feedback sessions or surveys, will be conducted in FY25 to gather resident input of completed projects in each district.



District	Priority One (Votes)	Priority Two (Votes)	Priority Three (Votes)
District A	Micro gaps for sidewalks to and from parks and greenways	Grants for community organizations & non-profits	
District B	Micro gaps for sidewalks to and from parks and greenways	Computers for distribution	Neighborhood education programming poverty simulation
District C	Micro gaps for sidewalks to and from parks and greenways	Computers for distribution	Neighborhood education programming poverty simulation
District D	Micro gaps for sidewalks to and from parks and greenways	Grant for community organizations & non-profits	
District E	Micro gaps for sidewalks to and from parks and greenways	Grant for community organizations & non-profits	

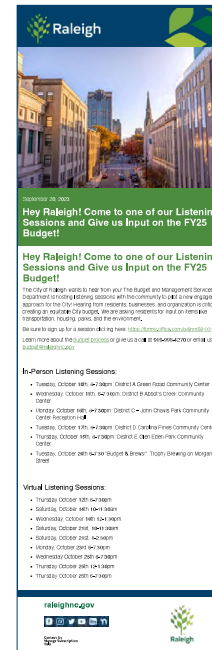
*Detailed information about each project can be found in Appendix F.

The survey also included a comment box, in which over 500 suggestions were submitted. Below is a word cloud representing words most frequently occurring in these comments:



Appendix A: Listening Session

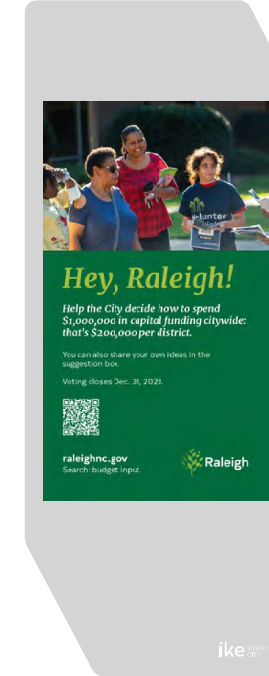
Email Invitation



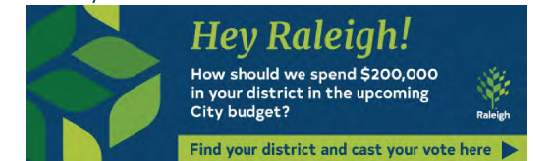
Appendix B: Creative

Creative

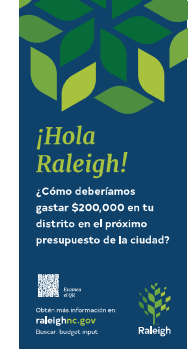
IKE Display



RalToday Ad



Que Pasa Print Ad



Survey Print Poster



Appendix C: List of Organizations Recommended for Outreach by City Council

Organizations

- People's Budget Coalition
- Refund Raleigh
- Citizens Advisory Council
- EmancipateNC
- ONE Wake
- LGBT Center of Raleigh
- Tammy Lynn Center (TLC)
- Stonewall Sports
- Raleigh Pride
- Existing Citizen Advisory Committees (CACs)
- District D Neighborhood Alliance
- Wake Habitat
- Downtown Housing Improvement Corporation (DHIC)
- CASA
- Wake County Housing Justice coalition
- Arise
- Emancipate NC
- Equity Before Birth
- Justice Served
- The Friends of Oberlin Village
- The Historic Turner House
- My Brother's Keeper of Wake County
- Kemetec Cultural Science and System of Unity
- Kerr Family YMCA
- Wakefield Campuses Parent Teacher Associations (PTAs)
- Wakefield Homeowners' Association (HOA)
- Hedingham Homeowners' Association (HOA)
- 5401 HOA
- El Pueblo
- North Citizen Advisory Committee (CAC)
- North Raleigh Chamber of Commerce
- Wake Relief
- Wake County Meals on Wheels
- El Centro
- Ship Outreach
- Triangle Family Services
- Next Step Development Corporation
- Activate Good
- Downtown Raleigh Alliance (DRA)
- Raleigh Chamber

Appendix D: Listening Sessions Summary

Budget and Management Services sought feedback from community members in the listening sessions on seven main themes: **Climate Change and Sustainability, Public Safety, Parks and Recreation, General Government, Transportation and Infrastructure, Housing, and Arts and Cultural Resources**. This section highlights the feedback received from community members during the listening sessions. Feedback and quotes displayed are given verbatim except for correction of grammatical or typing errors.

Housing

1. More staff to operate an increase in public housing units
2. Build more public housing units
3. Land acquisitions for affordable housing, city maintains ownership of land
4. Repairs of public housing units
5. Homeless & housing – too much lip service & not enough funding, collaborate on affordable housing
6. Not sure city should be responsible for public housing. Developers should provide to a fund to subsidize/ provide housing proportionately to size of project
7. Absolute nuts that contractors only support 4% when in-support 54%
8. Increase of funds for nonprofit housing
9. Address homelessness
10. RHA waitlist should not close
11. People unhoused unacceptable
12. Increase funding for housing
13. Force developers to include 15% affordable units in ALL new developments
14. Convert building in city to house social service programs
15. Mobile units to do well checks on unhoused
16. Make housing #1 priority
17. Identify & fill vacant homes
18. 30% AMI and below
19. Financial literacy programs that are basic like statement balancing & offer diverse delivery methods
20. Too many rentals, not enough long-term housing options that are affordable
21. More starter homes
22. Restore existing historic properties rather than building luxury buildings
23. "Extra" revenue from property taxes should go into affordable housing programs
24. Create community garden spaces that are accessible to low-income residents
25. Invest in teaching people to create urban gardens
26. Increase Housing budget
27. Increased funding for non-profits
28. Mixed income housing
29. Partner with non-profits to acquire and manage affordable housing projects
30. Transitional housing for recovery programs
31. Change policies to discourage tear downs of perfectly good middle homes

Transportation and Infrastructure

1. Transportation system that gets clientele from place to place quicker, safer
2. Better identification of medians and speed bumps—they should be painted with day glow reflective paint
3. Better bus stops, shelter, seating
4. How are bicycles and e-bikes helping to support the general fund?
5. Yard waste & leaf collection is not as good as past but priority of public
6. Capital funds to build Five Points roundabout
7. More frequency of Brier Creek 70X bus line in evening/ weekends
8. Pay increase for transit workers
9. More sidewalk connectivity
10. We don't have \$ for maintenance and repair
11. Do a better job of maintaining city vehicles
12. Fuel coming from trash trucks
13. No more bike lanes!
14. Street Road Maintenance – as well as state-maintained highways
15. Maintain & clean roads – repave Falls of Neuse
16. Sidewalks needed
17. Bus increases in Routes & Frequency
18. Lower speed limits in the city
19. Redo the Go Raleigh website
20. Light rail
21. More bike lanes
22. Invest in repairing roads and sidewalks in SE Raleigh
23. Better roads
24. More covers for bus stops
25. Continue free fares for buses
26. Empty trash city cans
27. Clean leaves in bike lanes
28. Lake Wheeler Rd renovations to include bike lanes to/from Tryon & Farmers Market
29. Better waste management & recycling education
30. What will happen when transportation is not free anymore?
31. I can't get to Lynn Park via a sidewalk. Parks need to be more accessible
32. Keep buses free!
33. Cancel Six Forks Improvement project
34. Put community needs first in planning
35. Fund delayed projects like Six Forks Road modification
36. Create specific funding to support area plan
37. Traffic calming needs more evaluation
38. Accelerate Lake Wheeler changes
39. Bike lanes with barriers/dividers
40. Expand CAT to access RDU airport




Public Safety

1. Make ACORNS exclusively mental health workers, more mental health workers
2. Training in de-escalatory tactics
3. What are priorities for public safety? Police, fire, emergency
4. Keep up with salaries for Fire, EMT, police, public safety, etc.
5. Mental health crisis responsive unit
6. Increase in public safety police for theft deterrence, enforce speed limits
7. HEART proposal implemented in Raleigh
8. Public Safety losing salaries
9. Traffic division unit
10. Where is police equipment/budget going too?
11. STAR program tailored to Raleigh
12. Two new Police classes in 2024-2025
13. Invest in the HEART program not more police
14. Finds ways to make downtown safer that isn't enforcement/criminalization
15. Divert traffic patrol resources to community engagement
16. Reduce Police budget and more to HEART program
17. Robust mental health crisis response team that responds directly to Emergency Communications
18. Volunteer social workers to enhance safety in areas with a high homeless population
19. Adequate staffing for RPD
20. More youth programs devoted to service projects
21. Speed Enforcement by RPD
22. ACORNS or equivalent
23. More safety programs
24. Increase salaries for police, firefighters
25. More ACORNS services
26. Fewer vacancies



General Government

1. General govt. to keep up support to Gen Govt. departments as city grows
2. City Council – More collaboration w/ NC General Assembly & Wake County
3. Reparation for descendants of black Raleigh residents whose ancestors were victims of racial violence
4. Pay a living fulltime wage to city councilors so you don't have to be rich to serve
5. Update community on efforts of the lobbyists
6. Investments into social media or video training to increase transparency
7. Investment into community – building initiatives
8. Citizen info & communication
9. Debt management
10. More oversight of MSDs fiscally for legal compliance
11. Lobbying for the City's legislative agenda
12. Improve City's website – better for residents not employees
13. Equitable pay to retain employees
14. Salaries for employees
15. Support for City staffing to manage better/ effectively
16. Has anyone thought of reviewing other city budgets on how they tax to provide operating funds?
17. Sufficient staff for monthly rezoning update meetings in each district
18. E&I department staff to support African Affairs Board Raleigh 2990 AA/ Black
19. Budget line items on dashboard
20. African American Community need access to council via board
21. E&I Department staff to support a reparative justice commission
22. Increase of wages for utility and solid waste workers
23. Pay should reflect how worthy they are
24. Redirect budget to other departments
25. Lower taxes



Parks and Recreation

1. Pay increase for Parks staff
2. Create/ promote destinations along trails and greenways
3. Greenway maintenance and safety – cameras on the paths
4. Parking lot cameras at the rec centers.
5. Fix existing greenways before adding more.
6. Teaching youth & adult roller-skating
7. football, cheerleading, dance Programs w/ resources
8. Reach out to community leaders within diverse ecosystems
9. Promote Black & Brown organizations /churches to advertise and pay them
10. Create more full-time positions for City workers especially in Parks & Rec.
11. Identify old programming that worked
12. Acknowledge new programs & provide free space for proven leaders
13. Healthy communities have opportunity
14. Expand outreach & encourage participation in City classes/services
15. Increase/maintain access to parks that doesn't require a car
16. I would like to see more cleaner parks on the Southside
17. More \$ toward unimproved green spaces
18. Seem to be doing a good job here
19. More money into park & greenway maintenance & safety
20. Repair bike trails & greenways
21. "Penny for Parks" need to be a line-item vs being part of the Parks' general budget
22. Grass cutting and tree trimming in neighborhoods
23. Pool at Chavis was why I voted for Parks bond
24. Bond \$ is not enough
25. More programs for Pre-K
26. Faster enhancements of parks




Climate Change and Sustainability

- Keep up good creative work in climate change projects
- Cost to measure the amount of methane escape from new bioenergy facility
- Keep the composting going
- Investment in creative sustainable transportation options
- Electric buses
- More efficient bus routes
- Investing in making composting easier for residents
- Incentivize recycling
- More trees for shade
- Reparative Justice Commission staff support position in budget
- Preservation & restoration of natural waterways & flood zones for stormwater management and climate resilience
- Climate lowered
- Eliminate Street Leaf collection program
- Must be built into everything else
- Save green space
- Stop allowing all our trees to be cut down & built over
- Strong policy to save trees
- EBike; eTransport – waste of money
- Put money into public transportation

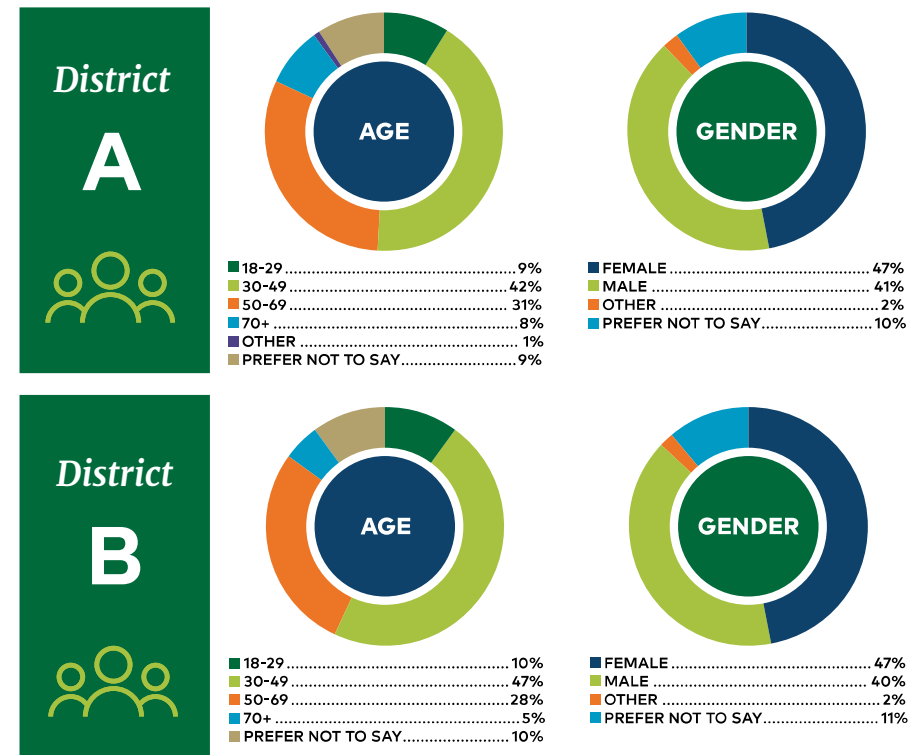
Arts and Cultural Resources

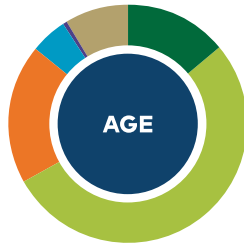
- Arts and Cultural Resources are a major draw for residents- continue funding of theater, ballet, symphony, etc.
- Street art
- Great job on Arts & Cultural Resources
- Increase grant support for nonprofit arts
- Arts should support themselves
- More after school programs
- More arts spending on "story telling" - preserving our history
- Better marketing strategies to reach community for events
- Hire consultants & Civic leaders to diversify the culture of arts & communities
- More plays and activities for local kids
- Low priority
- Use donations



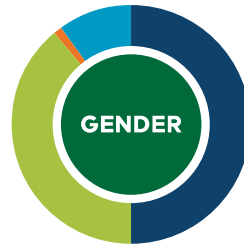
Appendix E: Demographic Information

Residents were asked to submit their age and gender identity. BMS included a "prefer not to say" option for each question. Results for those who responded to these questions are below.

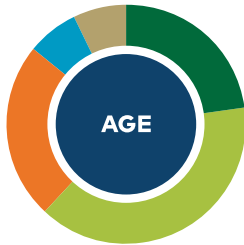




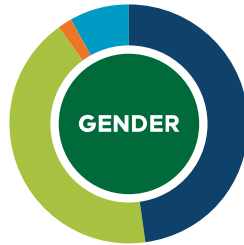
18-29	14%
30-49	53%
50-69	19%
70+	5%
OTHER	0.5%
PREFER NOT TO SAY	8.5%



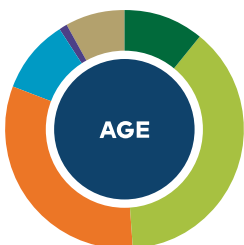
FEMALE	50%
MALE	39%
OTHER	1%
PREFER NOT TO SAY	10%



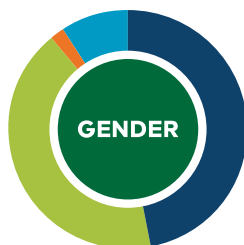
18-29	23%
30-49	39%
50-69	24%
70+	7%
OTHER	7%
PREFER NOT TO SAY	7%



FEMALE	48%
MALE	42%
OTHER	2%
PREFER NOT TO SAY	8%




18-29	11%
30-49	38%
50-69	32%
70+	10%
OTHER	1%
PREFER NOT TO SAY	8%



FEMALE	47%
MALE	42%
OTHER	2%
PREFER NOT TO SAY	9%

Appendix F: List of Pilot Participatory Budgeting Projects

Project Name	Amount	Project Information
Grant for Community Organizations & Non-Profits	\$100,000	Grants to be used in community projects, or community outreach efforts
Enhance community engagement efforts in the City of Raleigh	\$140,000	Purchase multilingual translation equipment, tablets, and conduct upgrades to City's community engagement van
Accessible curb ramp installation and sidewalk repair	\$200,000	Extra sidewalk repairs and installations of accessible curb ramps
Convert select tennis courts to pickleball	\$200,000	Convert underutilized tennis courts to pickleball courts.
Community Gardens	\$200,000	Create new community gardens
Dog Park	\$200,000	Create a new dog park on undeveloped or underutilized park land
Micro gaps for sidewalks to and from parks and greenways	\$100,000	Add additional sidewalks to address gaps in the sidewalk network
Shade for Playgrounds	\$200,000	Provide fixed shade structures at various playgrounds
"Fit for Raleigh" Fitness Stations	\$200,000	Fitness stations would be installed in your district with exercise equipment, bike racks and water fountains.
Citywide Tool Share or Lending Library - Program Launch	\$125,000	Tool sharing program offering a variety of tools and equipment for Raleigh residents
Digital Inclusion Celebration	\$50,000	Expand access and resources to the community
Digital Literacy & My Career	\$150,000	5-week Digital Literacy training for residents
Digital Tech Connect	\$75,000	3-to-4-hour classes for senior residents to increase their digital literacy
Computers for Distribution	\$50,000	Purchase refurbished computers for community members
Photo Journaling Project	\$50,000	Purchase cameras for students to capture their environment
Bicycle Fix Fest	\$50,000	Provide free resident bike fixes
Light the Night!	\$50,000	Bike light giveaways at community centers
Skid Lid Giveaway	\$100,000	Free bike helmets for the community
Neighborhood Education Programming Poverty Simulation	\$10,000	Conduct poverty simulation programming



POST OFFICE BOX 590
RALEIGH, NORTH CAROLINA 27602

raleighnc.gov

Weekly Events Digest

Friday, March 1 – Thursday, March 7

City of Raleigh Office of Special Events
specialevents@raleighnc.gov | 919-996-2200 | raleighnc.gov/special-events-office

Permitted Special Events

[Conn Cougar 5K](#)

Midwood Drive & Route

Saturday, March 2

Event Time: 9:00am - 10:30am

Associated Impacts: The route will be closed from 8:50am until 10:30am. Note that all cross-streets will be detoured during the event and [view the 5K route map](#) for more details.

[Mass Poor People's & Low-Wage Worker's Moral March to State House Assemblies](#)

Jones Street

Saturday, March 2

Event Time: 11:00am - 2:00pm

Associated Impacts: Jones Street between Salisbury Street and Wilmington Street will be closed from 5:00am until 4:00pm.

Other Upcoming Events

[First Friday Raleigh](#)

Friday, March 1

Downtown Raleigh

[Balsam Range – PineCone](#)

Friday, March 1

Fletcher Opera Theater

[Pink Martini – NC Symphony](#)

Friday, March 1 & Saturday, March 2

Meymandi Concert Hall

[Public Open House for Smoky Hollow Park](#)

Saturday, March 2

Halifax Park Community Center

[MAPL Raleigh](#)

Saturday, March 2 & Sunday, March 3

Raleigh Convention Center

[C.S. Lewis Onstage: Further Up & Further In](#)

Saturday, March 2 & Sunday, March 3

Fletcher Opera Theater

[Pieces of Gold](#)

Wednesday, March 6

Memorial Auditorium

[Neuse River Park Public Site Visit](#)

Thursday, March 7

Neuse River Trail

Timely Connections

Thursday, March 7
City of Raleigh Museum

Artist Panel: Public Art, The Environment & Civic Engagement

Thursday, March 7
The Chapel at Dorothea Dix Park

The Little Mermaid – Carolina Ballet

Thursday, March 7 – Sunday, March 24
Fletcher Opera Theater

Public Resources

Event Feedback Form: Tell us what you think about Raleigh events! We welcome feedback and encourage you to provide comments or concerns about any events regulated by the Office of Special Events. We will use this helpful information in future planning.

Road Closure and Road Race Map: A resource providing current information on street closures in Raleigh.

Online Events Calendar: View all currently scheduled events that impact city streets, public plazas, and Dorothea Dix Park.

Council Member Follow Up

To	Marchell Adams-David, City Manager
Thru	Patrick O. Young, AICP, Planning & Development Director
From	Sarah Shaughnessy, AICP, Senior Planner
Department	Planning and Development
Date	March 1, 2024
Subject	Follow-Up on February 20, 2024 Report of Planning Commission

Overview

During the February 20 meeting, City Council members requested additional information about the rezoning requests included in the Report and Recommendation of Planning Commission. This memorandum includes additional information about each of these items.

Rezoning Z-18-23: Wilson Street and Garner Road

This is a request to rezone approximately 20.72 acres from R-6 and R-10 to RX-4-CU. Council Member Jones asked staff how many units of existing naturally occurring affordable housing were on the site and whether or not those units were currently occupied. Council Member Jones also asked whether the rezoning request may impact past racial discrimination in the area.

The assemblage in this request is made up of ten parcels, five of which are undeveloped and wooded. Of the remaining five, four have existing single family detached homes, which were built in the 1950s – 1960s and are likely naturally affordable. Of those four, it appears that the two located at 718 Wilson Street and 720 Wilson Street are inhabited, based on staff-observed evidence of occupancy when posting notice in December of 2023. The owners of these properties have signed the rezoning petition in consent of the rezoning request.

The remaining parcel in the assemblage has several uninhabited structures that may have been used as residences or commercial buildings in the past.

[718 Wilson Street](#)
 Owners: William C. Jr. and Opal J Wetzel



[720 Wilson Street](#)
 Owners: Travis Libsack and Chantal Acacio



[3309 Garner Rd;](#)
 Owner: Spectrum Homes INC.



[3313 Garner Rd;](#)
 Owner: Spectrum Homes INC.
 (White house set back behind trees.)



No documentation of racial or ethnic discrimination has been found specific to this site; most of the parcels in the assemblage are not annexed into Raleigh corporate limits. This assemblage is in south Raleigh, where the population has a higher proportion of Black and Hispanic residents than most other areas of the city. South and Southeast Raleigh have been historically underfunded and underserved by the City of Raleigh. Proposed zoning conditions would require the property owner to provide 10 affordable housing units with rents affordable to the 60% area median income for at least 30 years. This provision of affordable housing provides some public benefit to this area. The case is scheduled for a March 19, 2024 public hearing date.

Rezoning Z-53-23: Rock Quarry Road

This is a request to rezone approximately 0.92 acres from R-4 to R-10. Council Member Jones asked why recommendations discussed in the staff report were not offered as zoning conditions by the applicant.

In reviewing this request, Transportation staff highlighted the number of curb cuts along Rock Quarry Road as a potential safety concern, noting that potential conflicts among modes increase with the number of curb cuts. As the staff report summarizes, a zoning condition restricting access to Interlock Drive would address this concern and would be consistent with policies T 2.8 Access Management Strategies and T 2.9 Curb Cuts in the 2030 Comprehensive Plan. Transportation staff identified a second issue related to cross-access and connectivity among this site and neighboring parcels and suggested that a zoning condition offering cross access to the 5312 Rock Quarry Road property would support Comprehensive Plan Policies T 2.8 and T 2.9 by minimizing curb cuts and vehicular conflicts on a major street.

During their discussion of this request, Planning Commission noted that access and cross-access are typically addressed during site plan review. Commissioner Fox stated that it is uncommon to request those accommodations during the rezoning process for a request of this acreage. Commissioner Fox also noted that if there is uncertainty about whether safety and connectivity standards will be met, that would be better addressed by a revision to the Unified Development Ordinance, rather than a zoning condition. Ultimately, zoning conditions are offered voluntarily by the applicant; the applicant is not obligated to respond to staff recommendations.

CM Jones also requested information about affordable housing on this site. While the narrative in the rezoning application provided by the applicant mentions affordable housing, there are no zoning conditions guaranteeing the provision of affordable units. The public hearing for this item is scheduled for March 19, 2024.

Rezoning Z-57-23: Spring Forest Road and Atlantic Avenue

This is a request to rezone approximately 3.44 acres from CX-3-PL-CU to CX-3-CU. Council Member Harrison asked staff why proposed rezoning conditions prohibit residential land uses.

The rezoning site is 3.44 acres total ([iMaps](#)). Existing conditions on the majority of the site (3.16 acres, identified in yellow on Exhibit #1 below) permit only Commercial and Industrial land uses. That 3.16-acre portion already has two commercial buildings on the ground measuring 8,100 and 3,600 square feet, respectively. Residential is currently permitted on the smaller western portion (0.28 acres, identified in green on Exhibit #1 below) and would accommodate up to 12 units based on Envision results.

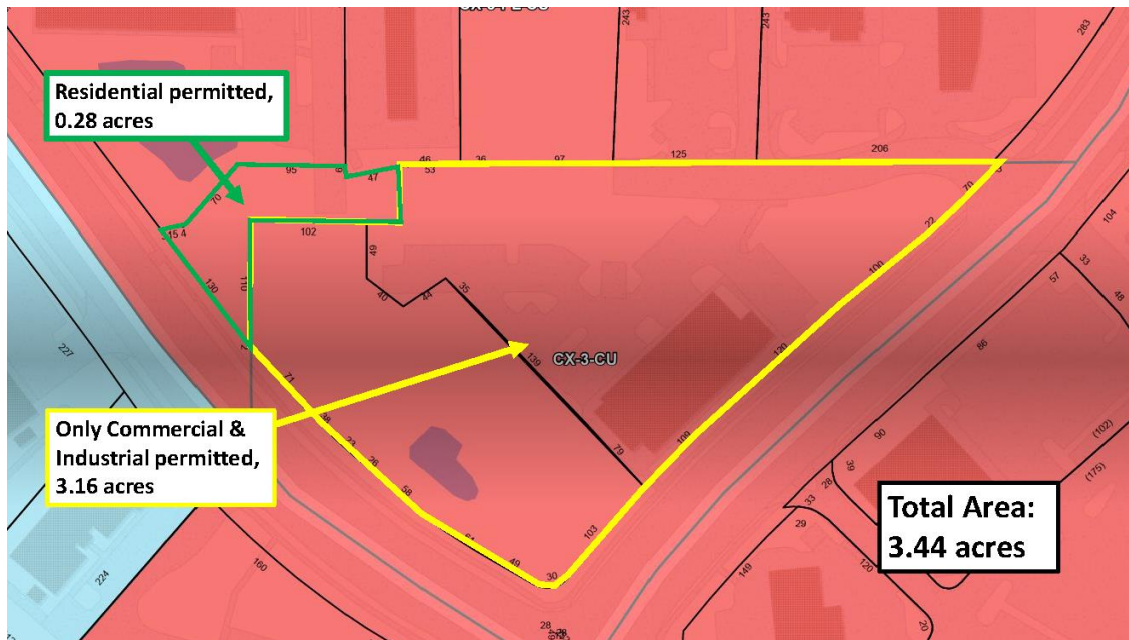
Per the applicant, proposed conditions limit office uses to a maximum of 82,000 square feet and various commercial uses to 43,000 square feet as a traffic management strategy.

Furthermore, per the applicant, the intent of the proposed conditions is to match the existing conditions on the larger portion of the site, which do not allow residential uses:

“Development on the property shall be limited to a maximum of 20,000 square feet gross floor area of Commercial and Industrial land uses, as those principal uses are set forth in Table 6.1.4 “Allowed Principal Use Table”, and as subject to the list of prohibited uses in Condition 4 of this zoning ordinance. No other uses shall be permitted on the rezoned land.”

The public hearing for this item is scheduled for April 2, 2024.

Exhibit #1:



Rezoning Z-58-23: Rawls Drive

This is a request to rezone approximately 3.03 acres from R-6 and R-10-CU to R-10-CU. Council Member Jones questioned why the developers were not using the Frequent Transit Development Option (FTDO). The FTDO prescribes lot width minimums that are incompatible

with this applicant's stated desire to construct fee-simple townhouses. FTDO lot width minimums would allow construction of for-rent or condominium ownership townhouses. The public hearing for this item is scheduled for April 2, 2024.

Rezoning Z-64-23: Summit Avenue

This is a request to rezone approximately 0.92 acres from RX-4-UL to RX-4. Planning Commission voted 6-1 to recommend approval of the request, with Commissioner Bennett dissenting. Councilmember Jones requested more information about Ms. Bennett's vote.

Ms. Bennett voted against rezoning this parcel in 2022 (Z-53-22A) and expressed her desire to be consistent. Commissioner Bennett stated her view that the site is unsuitable for affordable housing due to its proximity to a floodplain, hazardous waste facilities, and a water treatment plant.

The subject site of Z-64-23 is not within a flood hazard area. As the staff report indicates, there are several industrial uses that are hazardous waste locations within one kilometer of the site including, Baker Roofing, Flowserve, and Evergreen packaging, as identified by the [North Carolina Department of Environmental Quality \(NC DEQ\)](#). All of these sites are at least 1,000 feet from the site, on the other side of South Saunders Street or Interstate 40. The site is also 250 feet east of an electric substation.

The EB Bain water treatment facility on the other side of Summit Avenue from the site was decommissioned in 1987 and is not identified by NC DEQ as a hazardous waste facility. In 1999, Raleigh City Council accepted an offer from Capital Area Preservation, Inc. and Historic Preservation Advisors, LLC to rehabilitate and manage the property. The site is designated as a Raleigh Historic Landmark ([National Parks Service](#)). The [Environmental Protection Agency's EJ Screen Mapping Tool](#) indicates that the census tract which encompasses 15 Summit Avenue is in less than the fiftieth national percentile for hazardous waste proximity.